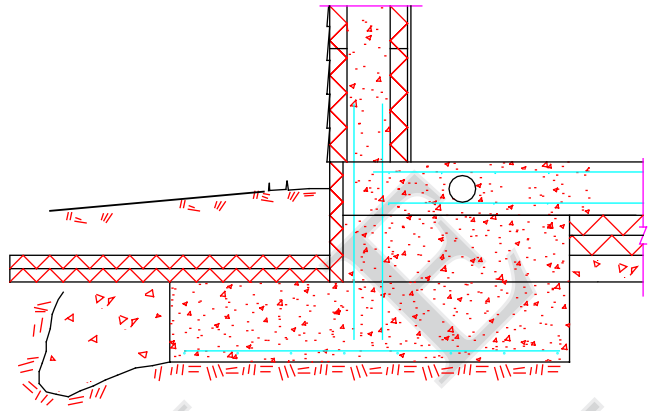


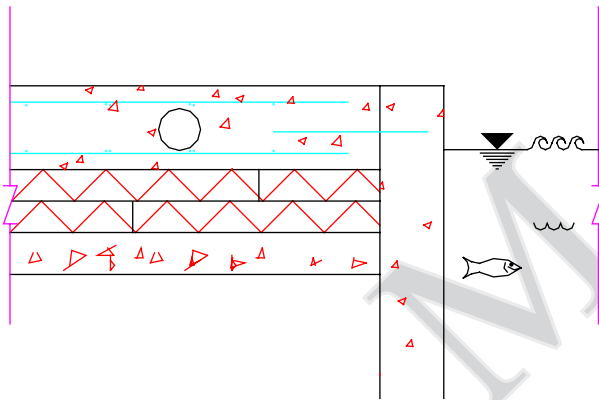
DRAINAGE TRENCH - 8" HEATED SLAB

0228\_GARAGE\_COLD\_SLAB (05/31/07)



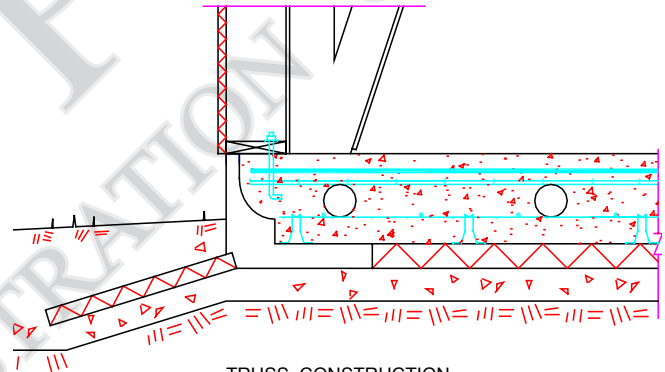
ICF WALL on PIER FOOTING  
8" SKIRTED HEATED SLAB

0230 (05/28/02)



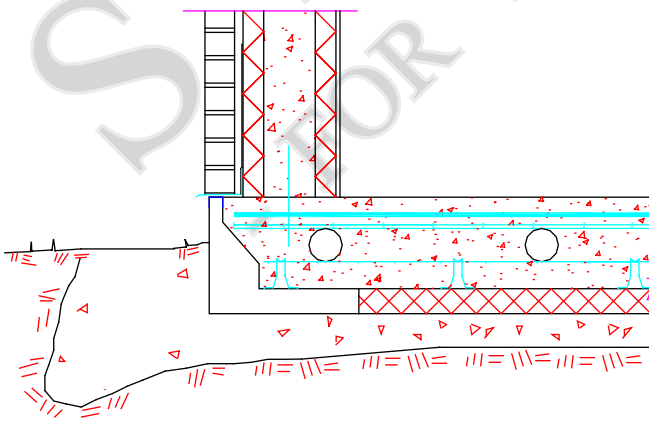
TYPICAL POOL EDGE SECTION

0248 (09/25/99)



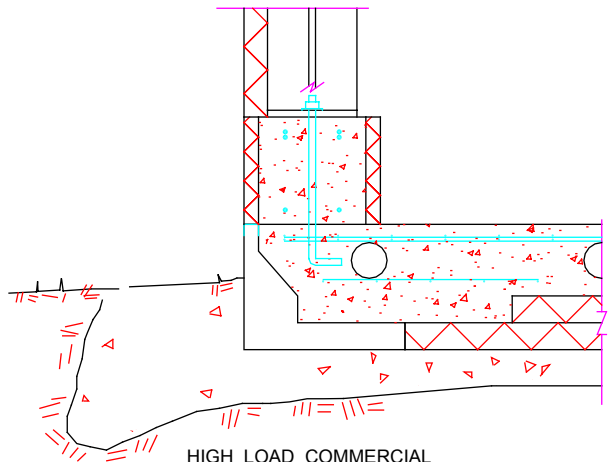
TRUSS CONSTRUCTION  
11" SKIRTED HEATED SLAB

0223iTHICK\_SKIRTED (10/16/07)



HIGH LOAD RESIDENTIAL  
11" HEATED SLAB

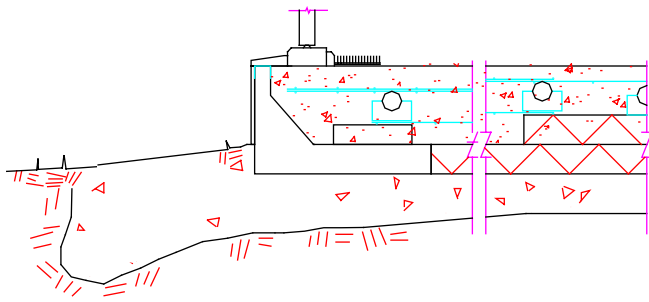
0222iTHICK (05/26/06)



HIGH LOAD COMMERCIAL  
11" HEATED SLAB

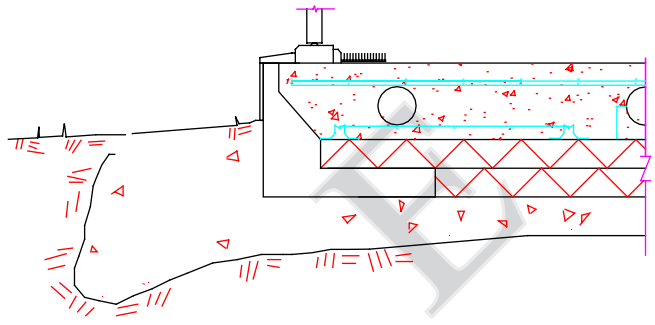
0221iSTEEL (03/07/07)

## COMMON DETAILS



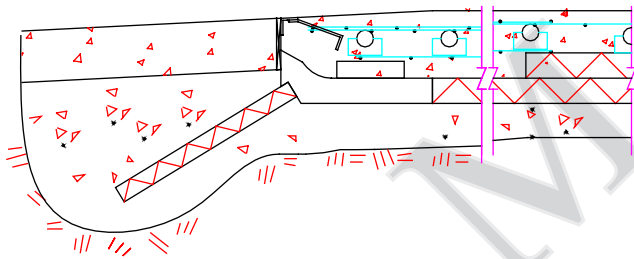
DOOR SILL SECTION  
5" (8" EDGE) HEATED SLAB

0226\_50mm (07/23/07)



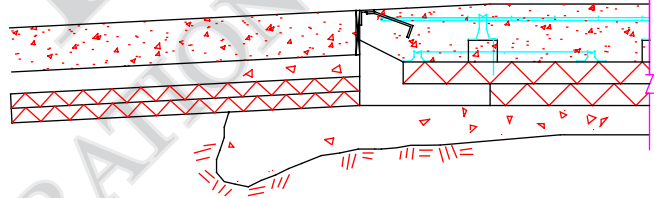
DOOR SILL SECTION  
8" HEATED SLAB

0226i (05/02/06)



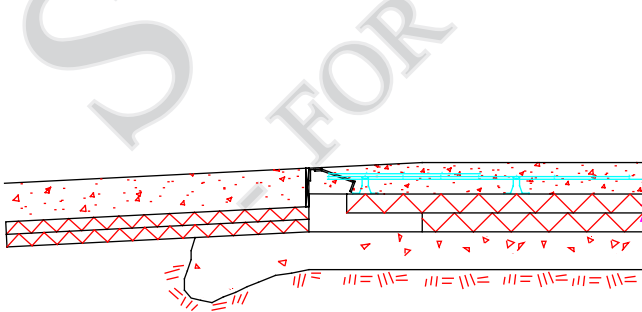
GARAGE DOOR SILL SECTION  
5" (8" EDGE) SKIRTED HEATED SLAB

0228\_50 mm\_SKIRTED (05/01/07)



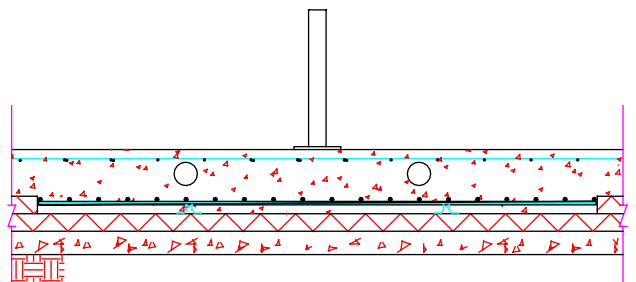
GARAGE DOOR SILL SECTION  
8" SKIRTED UNHEATED SLAB

0228i\_COLD (05/14/07)



GARAGE DOOR SILL SECTION  
5" SKIRTED UNHEATED SLAB

0228\_GARAGE\_COLD\_SLAB (05/31/07)



HIGH POINT LOAD SECTION  
8" HEATED SLAB

0246ia\_8x8\_5 (05/28/07)